


# Outline S

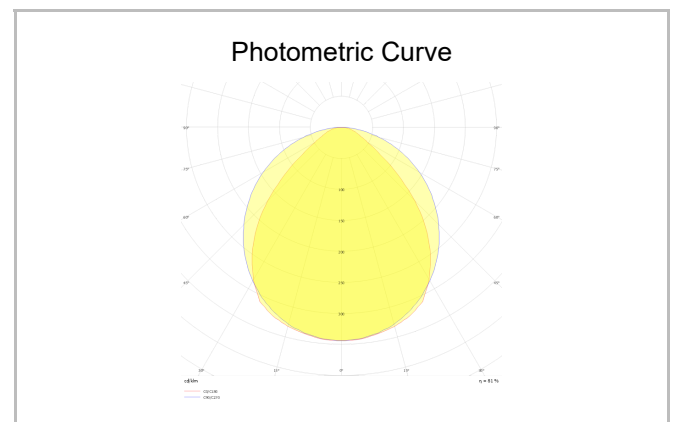
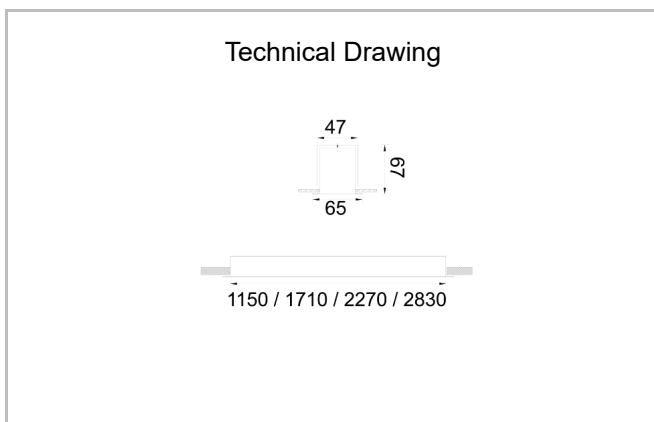
OUT 065 210 066A 8040 10 99 OP 40 TK



Recessed Linear Luminary



|                                      |                                       |
|--------------------------------------|---------------------------------------|
| <b>Luminaire Group</b>               | Linear                                |
| <b>Mounting Type</b>                 | Recessed                              |
| <b>Luminary Color</b>                | RAL 9010 - RAL 9016                   |
| <b>Housing</b>                       | Aluminum extruded profile             |
| <b>Optics</b>                        | Opal Diffuser                         |
| <b>Electrical Protection Class</b>   | CLASS II                              |
| <b>Operating Temperature</b>         | -20°C / +40°C                         |
| <b>Luminous Flux</b>                 | 6125                                  |
| <b>Consumption Power</b>             | 48                                    |
| <b>Luminaire Efficiency</b>          | 2413 lm / 3526 lm / 6125 lm / 7107 lm |
| <b>Color Rendering (CRI)</b>         | >80                                   |
| <b>Light Color Temperature (CCT)</b> | 2700K/3000K/4000K/6500K               |
| <b>Color Tolerance</b>               | < 3 SDCM                              |
| <b>Driver Type</b>                   | On/Off                                |
| <b>Driver Brand</b>                  | Tridonic                              |
| <b>LED Brand</b>                     | Samsung                               |
| <b>Input Voltage / Frequency</b>     | 220-240 V AC 50/60 Hz                 |
| <b>Power Factor</b>                  | >0.9                                  |
| <b>Surge</b>                         | 1kV                                   |
| <b>THD (AKIM)</b>                    | >%20                                  |
| <b>LED life</b>                      | >70.000 hours                         |
| <b>Light Source</b>                  | LED                                   |
| <b>Luminaire Efficiency</b>          | 92,81 lm/W                            |



| SKU | Product Code                         | Power (W) | Luminous Flux (LM) | CRI | CCT (K) | Optics      | Dimensions (mm) |
|-----|--------------------------------------|-----------|--------------------|-----|---------|-------------|-----------------|
|     | OUT 065 210 066A 8040 10 99 OP 40 TK | 48        | 6125               | >80 | 4000    | Opal / 120° | 2270x65x67      |