


# Outline XS

OUT 035 100 014A 8040 10 99 OP 40 TK

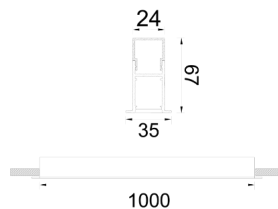


Recessed Linear Luminary

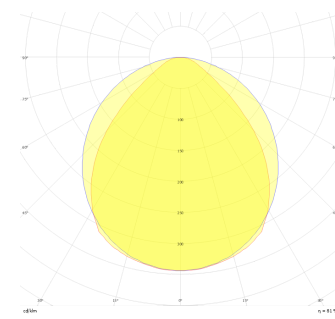


<b>Luminaire Group</b>	Linear
<b>Mounting Type</b>	Recessed
<b>Luminary Color</b>	RAL 9010 - RAL 9005
<b>Housing</b>	Aluminum extruded profile
<b>Optics</b>	Opal Diffuser
<b>Light Source</b>	LED
<b>Electrical Protection Class</b>	CLASS II
<b>Operating Temperature</b>	-20°C / +40°C
<b>Luminous Flux</b>	980
<b>Consumption Power</b>	14
<b>Luminaire Efficiency</b>	70 lm/W
<b>Color Rendering (CRI)</b>	>80
<b>Light Color Temperature (CCT)</b>	2700K/3000K/4000K/6500K
<b>Color Tolerance</b>	< 3 SDCM
<b>Driver Type</b>	On/Off
<b>Driver Brand</b>	Tridonic
<b>LED Brand</b>	Samsung
<b>Input Voltage / Frequency</b>	220-240 V AC 50/60 Hz
<b>Power Factor</b>	>0.9
<b>Surge</b>	1kV
<b>THD (AKIM)</b>	>%20
<b>LED life</b>	>70.000 hours

Technical Drawing



Photometric Curve



SKU	Product Code	Power (W)	Luminous Flux (LM)	CRI	CCT (K)	Optics	Dimensions (mm)
	OUT 035 100 014A 8040 10 99 OP 40 TK	14	980	>80	4000	120° / Opal	1000x35x67

[www.atellighting.com](http://www.atellighting.com)