

Outline Penta

OUT 100 255 062A 8030 10 99 OP 40 LP

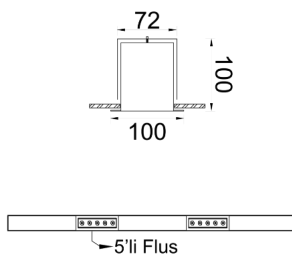


Recessed Linear Luminary

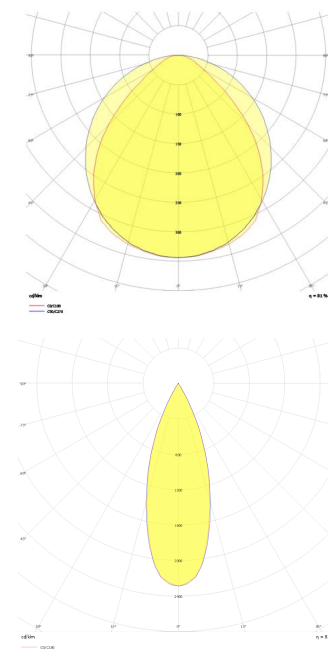


Luminaire Group	Linear
Mounting Type	Recessed
Luminary Color	RAL 9010 - RAL 9005
Housing	Aluminum extruded profile
Optics	Opal Diffuser & Lens 34°/48°
Light Source	LED
Electrical Protection Class	CLASS II
IP	40
IK	03
Operating Temperature	-20°C / +40°C
Luminous Flux	4340
Consumption Power	62
Luminaire Efficiency	70 lm/W
Color Rendering (CRI)	>80
Light Color Temperature (CCT)	2700K/3000K/4000K/6500K
Color Tolerance	< 3 SDCM
Driver Type	On/Off
Driver Brand	Tridonic
LED Brand	Samsung
Input Voltage / Frequency	220-240 V AC 50/60 Hz
Power Factor	>0.9
Surge	1kV
THD (AKIM)	>%20
LED life	>70.000 hours

Technical Drawing



Photometric Curve

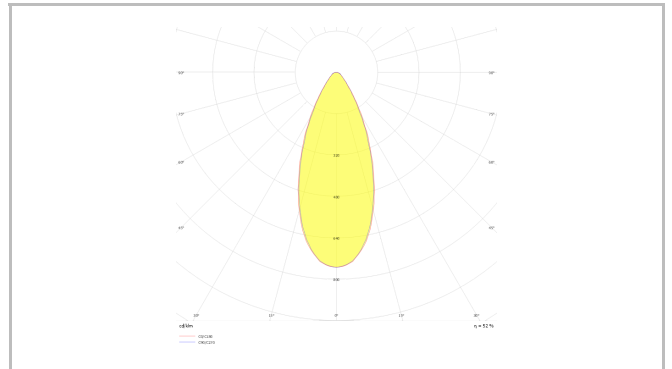


Outline Penta

OUT 100 255 062A 8030 10 99 OP 40 LP



Recessed Linear Luminary



SKU	Product Code	Power (W)	Luminous Flux (LM)	CRI	CCT (K)	Optics	Dimensions (mm)
	OUT 100 255 062A 8030 10 99 OP 40 LP	62	4340	>80	4000	48° Lens & Diffuser	2550x100x100