


Outline Level M

OUT 100 171 039A 8030 10 99 OP 40 LV

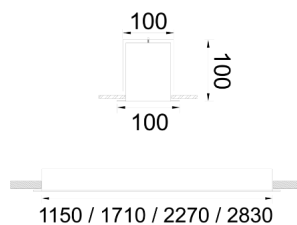


Recessed Linear Luminary

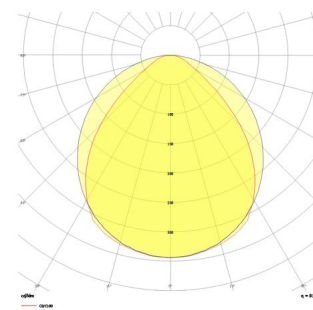


Luminaire Group	Linear
Mounting Type	Recessed
Luminary Color	RAL 9016 - RAL 9010
Housing	Aluminum extruded profile
Optics	Opal Diffuser
Light Source	LED
Electrical Protection Class	CLASS II
Operating Temperature	-20°C / +40°C
Luminous Flux	3526
Consumption Power	39
Luminaire Efficiency	92,81 lm/W
Color Rendering (CRI)	>80
Light Color Temperature (CCT)	2700K/3000K/4000K/6500K
Color Tolerance	< 3 SDCM
Driver Type	On/Off
Driver Brand	Tridonic
LED Brand	Samsung
Input Voltage / Frequency	220-240 V AC 50/60 Hz
Power Factor	>0.9
Surge	1kV
THD (AKIM)	>%20
LED life	>70.000 hours
Option	On-Off / Dali / 1-10V / With Emergency Kit

Technical Drawing



Photometric Curve



SKU	Product Code	Power (W)	Luminous Flux (LM)	CRI	CCT (K)	Optics	Dimensions (mm)
	OUT 100 171 039A 8030 10 99 OP 40 LV	39	3526	>80	4000	120° Opal Diffuser	1710x100x100

www.atellighting.com