

Penta

OFL 100 311 075A 8030 10 99 OP 40 LP

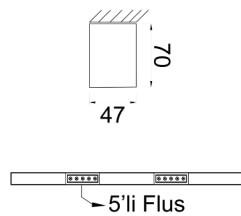


Surface Mounted Linear Luminary

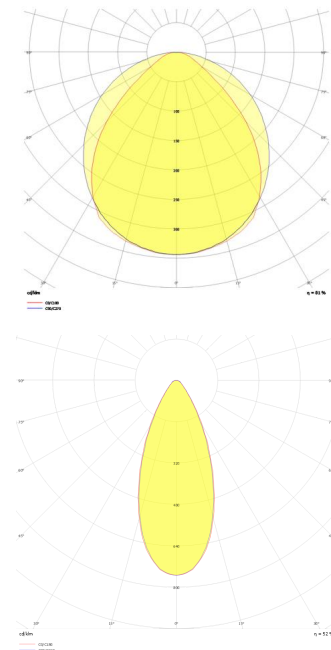


Luminaire Group	Linear
Mounting Type	Surface Mounted
Luminary Color	RAL 9010 - RAL 9005
Housing	Aluminum extruded profile
Optics	Opal Diffuser & Lens 34°/48°
Light Source	LED
Electrical Protection Class	CLASS II
IP	40
IK	03
Operating Temperature	-20°C / +40°C
Luminous Flux	5250
Consumption Power	75
Luminaire Efficiency	70 lm/W
Color Rendering (CRI)	>80
Light Color Temperature (CCT)	2700K/3000K/4000K/6500K
Color Tolerance	< 3 SDCM
Driver Type	On/Off
Driver Brand	Tridonic
LED Brand	Samsung
Input Voltage / Frequency	220-240 V AC 50/60 Hz
Power Factor	>0.9
Surge	1kV
THD (AKIM)	>%20
LED life	>70.000 hours
Option	On-Off / Dali / 1-10V / With Emergency Kit

Technical Drawing



Photometric Curve

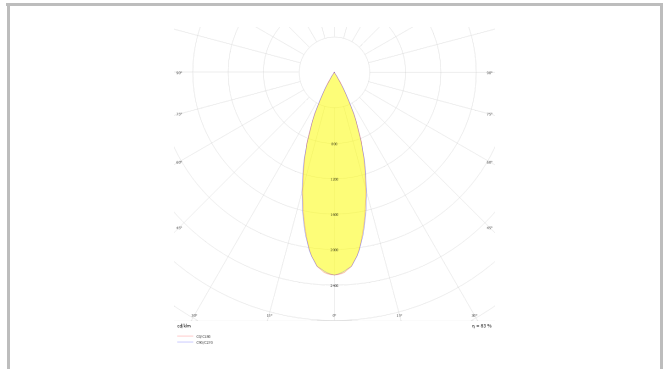



www.atellighting.com

Penta

OFL 100 311 075A 8030 10 99 OP 40 LP

Surface Mounted Linear Luminary



SKU	Product Code	Power (W)	Luminous Flux (LM)	CRI	CCT (K)	Optics	Dimensions (mm)
	OFL 100 311 075A 8030 10 99 OP 40 LP	75	5250	>80	4000	48° Lens & Opal Diffuser	3110x47x70