


# Dimple Drums End

DDR 040 025 046S 9040 10 99 OP 40 00 END

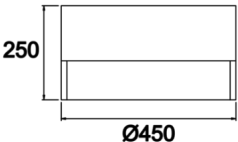


Surface Mounted Surface Mounted Luminary

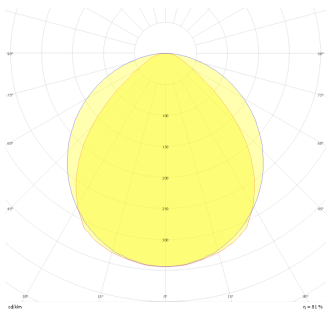


<b>Luminaire Group</b>	Surface Mounted
<b>Mounting Type</b>	Surface Mounted
<b>Luminaire Color</b>	RAL 9006 - RAL 9005 - RAL 9010
<b>Housing</b>	DKP Sheet
<b>Optics</b>	Opal Diffuser
<b>Light Source</b>	LED
<b>Electrical Protection Class</b>	CLASS II
<b>IP</b>	40
<b>IK</b>	02
<b>Operating Temperature</b>	-20°C / +40°C
<b>Luminous Flux</b>	6210
<b>Consumption Power</b>	46
<b>Luminaire Efficiency</b>	135 lm/W
<b>Color Rendering (CRI)</b>	>80
<b>Light Color Temperature (CCT)</b>	2700K/3000K/4000K/6500K
<b>Color Tolerance</b>	< 3 SDCM
<b>Driver Type</b>	On/Off
<b>Driver Brand</b>	Tridonic
<b>LED Brand</b>	Samsung
<b>Input Voltage / Frequency</b>	220-240 V AC 50/60 Hz
<b>Power Factor</b>	>0.9
<b>Surge</b>	1kV
<b>THD (AKIM)</b>	>%20
<b>LED life</b>	70.000 hours
<b>Option</b>	On-Off / Dali / 1-10V / With Emergency Kit

Technical Drawing



Photometric Curve



SKU	Product Code	Power (W)	Luminous Flux (LM)	CRI	CCT (K)	Optics	Dimensions (mm)
	DDR 040 025 046S 9040 10 99 OP 40 00 END	46	6210	>80	4000	120° Diffuser	Ø450x250