

# ShoreRec S

SRC 145 089 104S 8040 10 99 OP 40 00

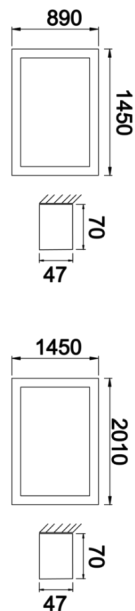


Surface Mounted Linear Luminaire

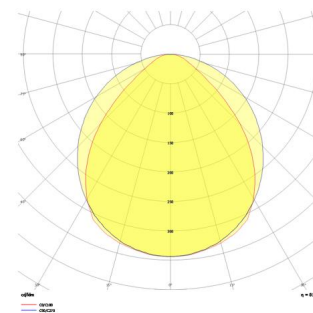


<b>Luminaire Group</b>	Linear
<b>Mounting Type</b>	Surface Mounted
<b>Luminaire Color</b>	RAL 9010 - RAL 9005
<b>Housing</b>	Aluminum extruded profile
<b>Optics</b>	Opal Diffuser
<b>Light Source</b>	LED
<b>Electrical Protection Class</b>	CLASS II
<b>IP</b>	40
<b>IK</b>	03
<b>Operating Temperature</b>	-20°C / +40°C
<b>Luminous Flux</b>	14976
<b>Consumption Power</b>	104
<b>Luminaire Efficiency</b>	144 lm/W
<b>Color Rendering (CRI)</b>	>80
<b>Light Color Temperature (CCT)</b>	2700K/3000K/4000K/6500K
<b>Color Tolerance</b>	< 3 SDCM
<b>Driver Type</b>	On/Off
<b>Driver Brand</b>	Tridonic
<b>LED Brand</b>	Samsung
<b>Input Voltage / Frequency</b>	220-240 V AC 50/60 Hz
<b>Power Factor</b>	>0.9
<b>Surge</b>	1kV
<b>THD (AKIM)</b>	>%20
<b>LED life</b>	>70.000 hours
<b>Option</b>	On-Off / Dali / 1-10V / With Emergency Kit

Technical Drawing



Photometric Curve

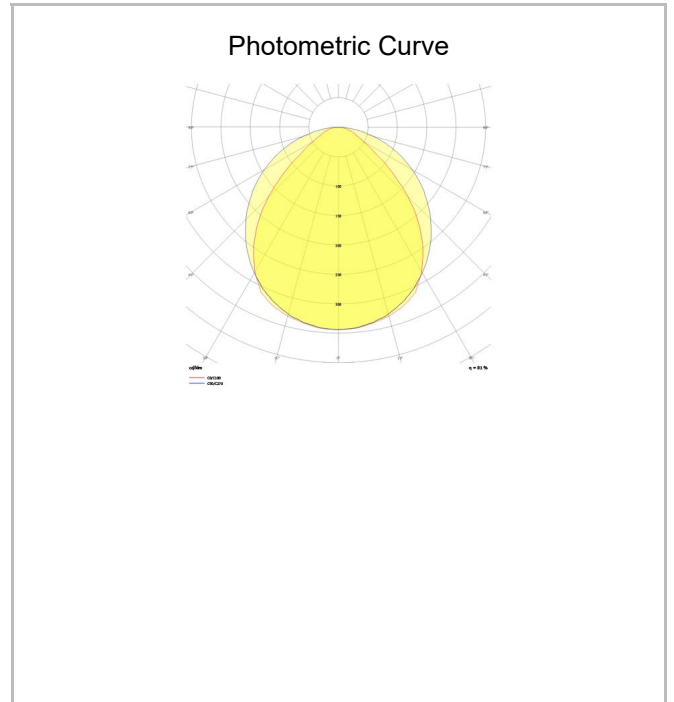
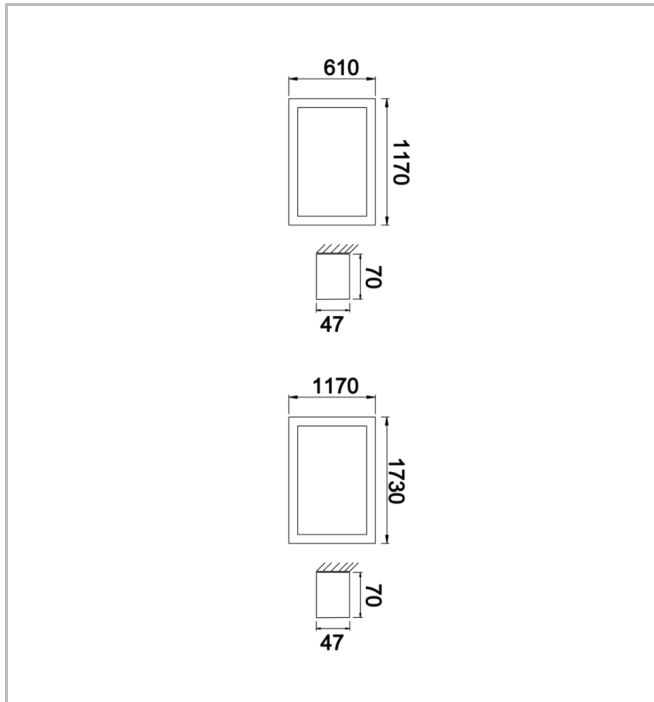


[www.atellighting.com](http://www.atellighting.com)

# ShoreRec S

SRC 145 089 104S 8040 10 99 OP 40 00

Surface Mounted Linear Luminary



SKU	Product Code	Power (W)	Luminous Flux (LM)	CRI	CCT (K)	Optics	Dimensions (mm)
	SRC 145 089 104S 8040 10 99 OP 40 00	104	14976	>80	4000	120° Opal Diffuser	890x1450x47 x70mm□□