

ShoreRec S

SRC 173 117 130S 8040 10 99 OP 40 00

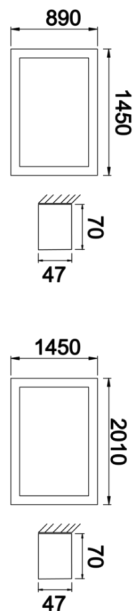


Surface Mounted Linear Luminaire

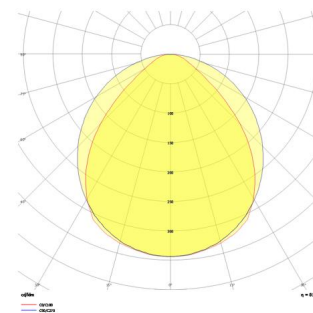


Luminaire Group	Linear
Mounting Type	Surface Mounted
Luminaire Color	RAL 9010 - RAL 9005
Housing	Aluminum extruded profile
Optics	Opal Diffuser
Light Source	LED
Electrical Protection Class	CLASS II
IP	40
IK	03
Operating Temperature	-20°C / +40°C
Luminous Flux	18720
Consumption Power	130
Luminaire Efficiency	144 lm/W
Color Rendering (CRI)	>80
Light Color Temperature (CCT)	2700K/3000K/4000K/6500K
Color Tolerance	< 3 SDCM
Driver Type	On/Off
Driver Brand	Tridonic
LED Brand	Samsung
Input Voltage / Frequency	220-240 V AC 50/60 Hz
Power Factor	>0.9
Surge	1kV
THD (AKIM)	>%20
LED life	>70.000 hours
Option	On-Off / Dali / 1-10V / With Emergency Kit

Technical Drawing



Photometric Curve

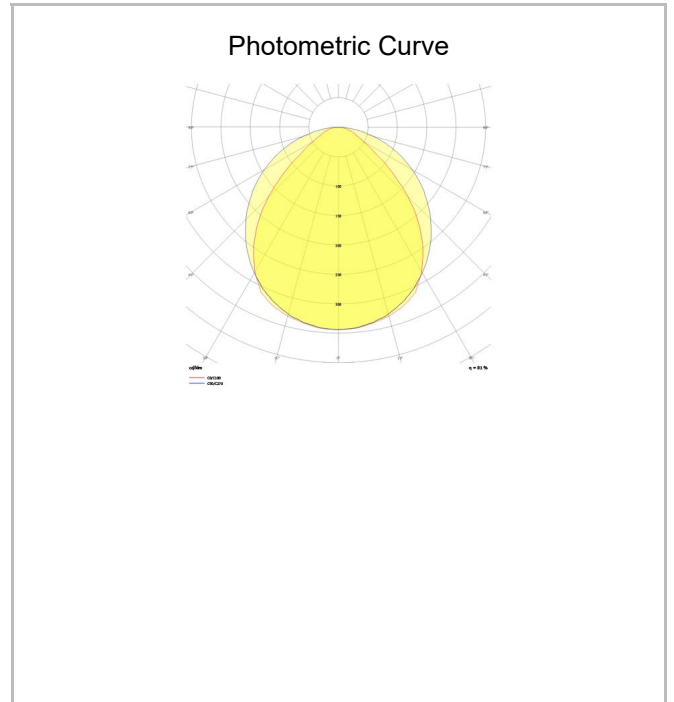
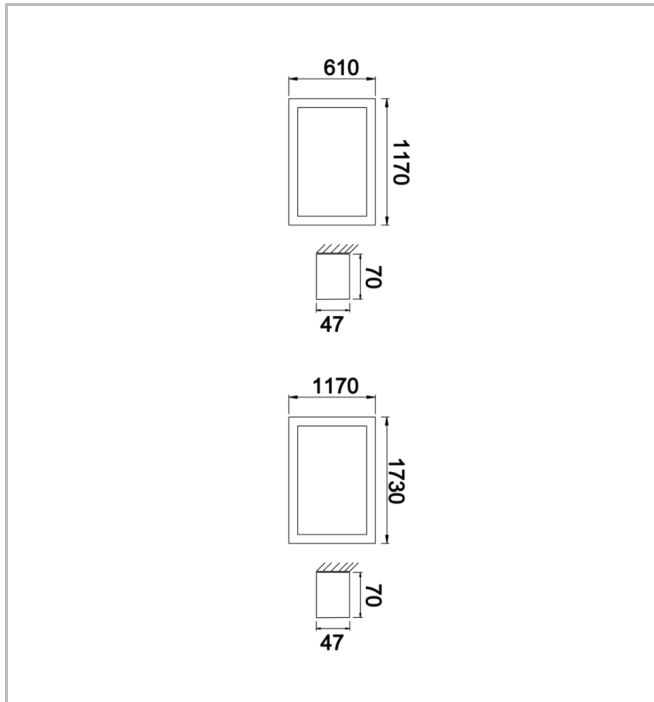


www.atellighting.com

ShoreRec S

SRC 173 117 130S 8040 10 99 OP 40 00

Surface Mounted Linear Luminary



SKU	Product Code	Power (W)	Luminous Flux (LM)	CRI	CCT (K)	Optics	Dimensions (mm)
	SRC 173 117 130S 8040 10 99 OP 40 00	130	18720	>80	4000	120° Opal Diffuser	1170x1730x47