


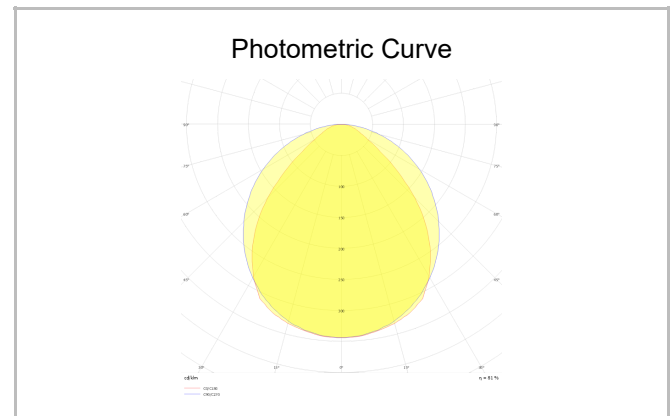
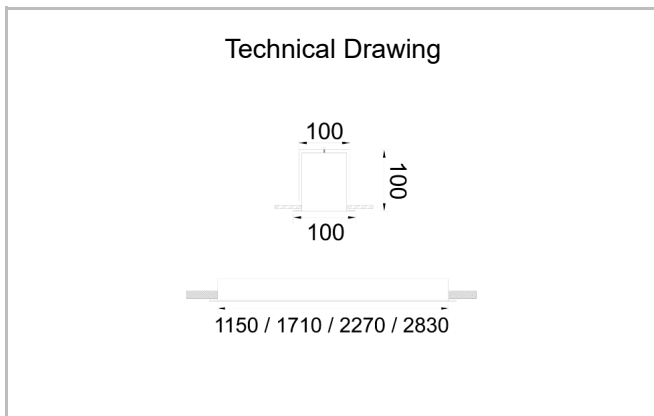
Outline M



Recessed Linear Luminary



Luminaire Group	Linear
Mounting Type	Recessed
Luminary Color	RAL 9010 - RAL 9016
Housing	Aluminum extruded profile
Optics	Opal Diffuser
Electrical Protection Class	CLASS II
Operating Temperature	-20°C / +40°C
Luminous Flux	2376 lm / 3610 lm / 4640 lm / 6032 lm
Consumption Power	26 W / 38 W / 50 W / 65 W
Luminaire Efficiency	92,81 lm/W
Color Rendering (CRI)	>80
Light Color Temperature (CCT)	2700K/3000K/4000K/6500K
Color Tolerance	< 3 SDCM
Driver Type	On/Off
Driver Brand	Tridonic
LED Brand	Samsung
Input Voltage / Frequency	220-240 V AC 50/60 Hz
Power Factor	>0.9
Surge	1kV
THD (AKIM)	>%20
LED life	>70.000 hours
Option	On-Off / Dali / 1-10V / With Emergency Kit
Light Source	LED
Luminaire Efficiency	92,81 lm/W



SKU	Product Code	Power (W)	Luminous Flux (LM)	CRI	CCT (K)	Optics	Dimensions (mm)
	OUT 100 113 026A 8040 10 99 OP 40 TK	26	2376	>80	4000	120° / Opal	1150x100x100
	OUT 100 169 038A 8040 10 99 OP 40 TK	38	3610	>80	4000	120° / Opal	1710x100x100
	OUT 100 225 050A 8040 10 99 OP 40 TK	50	4640	>80	4000	120° / Opal	2270x100x100
	OUT 100 283 065A 8040 10 99 OP 40 TK	65	6032	>80	4000	120° / Opal	2830x100x100

Outline M



Recessed Linear Luminary

SKU	Product Code	Power (W)	Luminous Flux (LM)	CRI	CCT (K)	Optics	Dimensions (mm)
	OUT 100 283 065A 8040 10 99 OP 40 TK	65	6032	>80	4000	120° / Opal	0