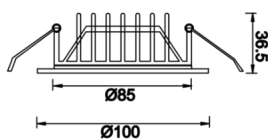


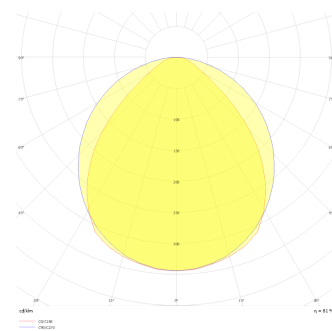


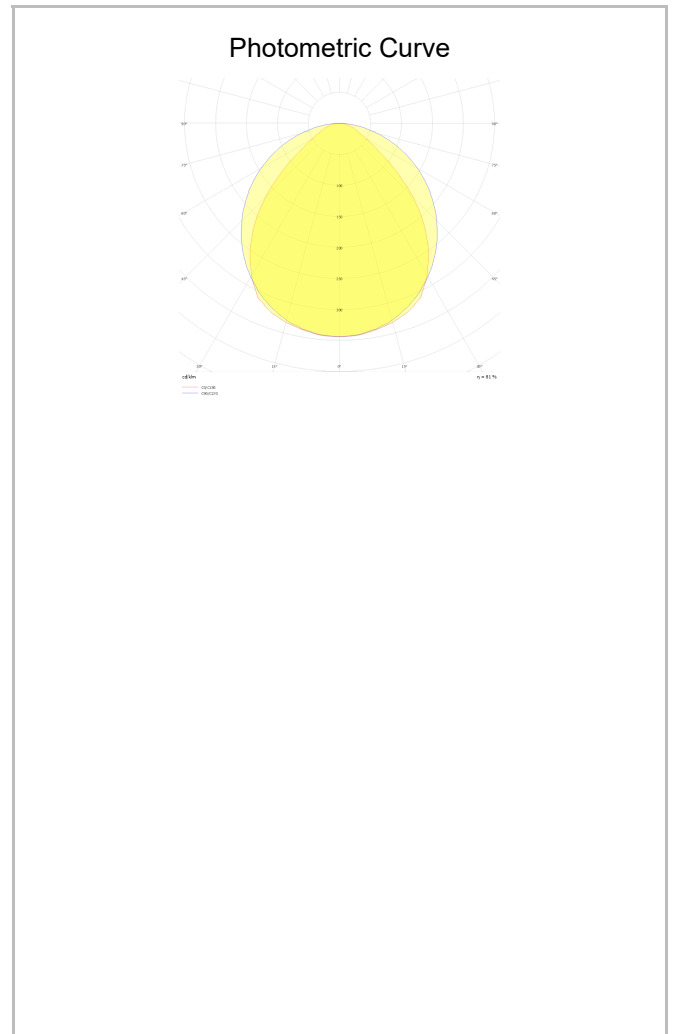
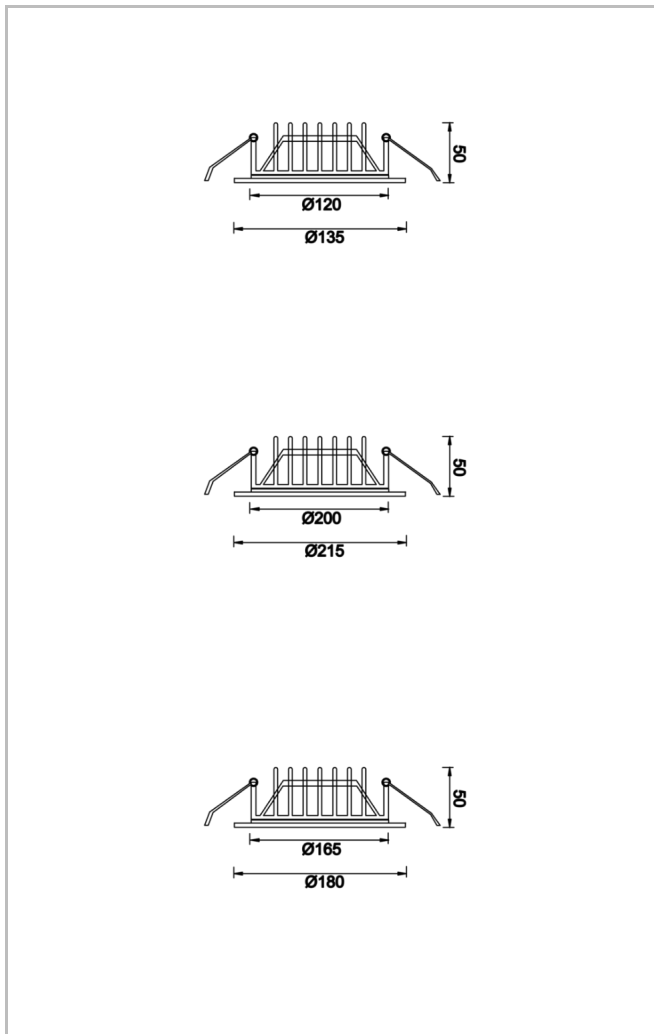
<b>Luminaire Group</b>	Downlight & Spot
<b>Mounting Type</b>	Recessed
<b>Luminaire Color</b>	RAL 9010 - RAL 9005 - RAL 9016 - RAL 9006
<b>Housing</b>	Aluminum Extrusion
<b>Optics</b>	Opal Diffuser
<b>Light Source</b>	LED
<b>Electrical Protection Class</b>	CLASS II
<b>IP</b>	40
<b>IK</b>	03
<b>Operating Temperature</b>	-20°C / +40°C
<b>Luminous Flux</b>	2250 lm / 2856 lm / 474 lm / 990 lm
<b>Consumption Power</b>	18 W / 24 W / 6 W / 9 W
<b>Luminaire Efficiency</b>	79 lm/W - 125 lm/W
<b>Color Rendering (CRI)</b>	>80
<b>Light Color Temperature (CCT)</b>	2700K/3000K/4000K/6500K
<b>Color Tolerance</b>	< 3 SDCM
<b>Driver Type</b>	On/Off
<b>Driver Brand</b>	Tridonic
<b>LED Brand</b>	Samsung
<b>Input Voltage / Frequency</b>	220-240 V AC 50/60 Hz
<b>Power Factor</b>	>0.9
<b>Surge</b>	1kV
<b>THD (AKIM)</b>	>%20
<b>LED life</b>	>70.000 hours
<b>Option</b>	On-Off / Dali / 1-10V / With Emergency Kit

Technical Drawing



Photometric Curve





SKU	Product Code	Power (W)	Luminous Flux (LM)	CRI	CCT (K)	Optics	Dimensions (mm)
	SLD 010 005 006A 8040 10 99 OP 40 00	6	474	>80	4000	120° Opal	Ø100
	SLD 013 005 009A 8040 10 99 OP 40 00	9	990	>80	4000	120° Opal	Ø135
	SLD 018 005 018A 8040 10 99 OP 40 00	18	2250	>80	4000	120° Opal	Ø180
	SLD 021 005 024A 8040 10 99 OP 40 00	24	2856	>80	4000	120° Opal	Ø215