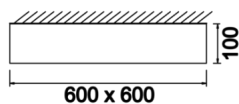
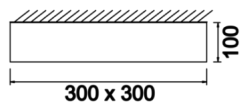


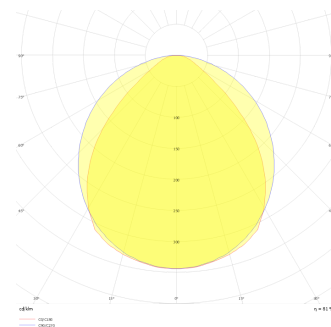


Luminaire Group	Surface Mounted
Mounting Type	Surface Mounted
Luminaire Color	RAL 9006 - RAL 9005 - RAL 9010
Housing	DKP Sheet
Optics	Diffuser
Light Source	LED
Electrical Protection Class	CLASS II
IP	40
IK	02
Operating Temperature	-20°C / +40°C
Luminous Flux	3100 lm / 4700 lm / 6600 lm
Consumption Power	25 W / 38 W / 55 W
Luminaire Efficiency	124 lm/W
Color Rendering (CRI)	>80
Light Color Temperature (CCT)	2700K/3000K/4000K/6500K
Color Tolerance	< 3 SDCM
Driver Type	On/Off
Driver Brand	Tridonic
LED Brand	Samsung
Input Voltage / Frequency	220-240 V AC 50/60 Hz
Power Factor	>0.9
Surge	1kV
THD (AKIM)	>%20
LED life	70.000 hours
Option	On-Off / Dali / 1-10V / With Emergency Kit

Technical Drawing



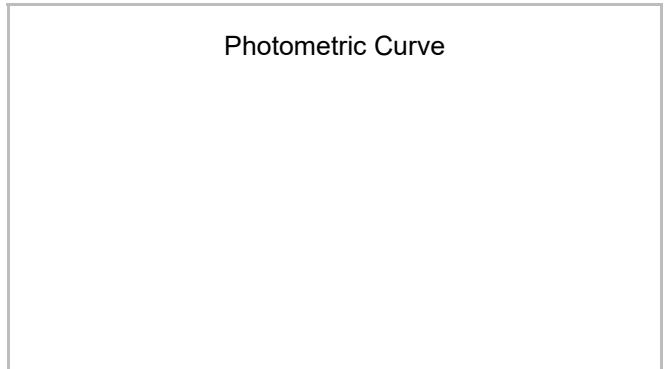
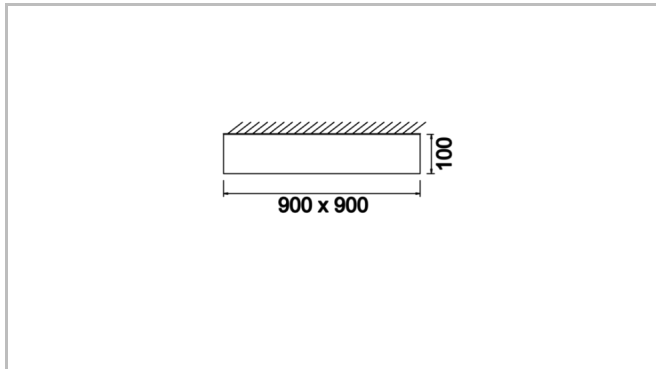
Photometric Curve



Force



Surface Mounted Surface Mounted Luminary



SKU	Product Code	Power (W)	Luminous Flux (LM)	CRI	CCT (K)	Optics	Dimensions (mm)
	FRC 030 030 025S 8040 10 99 OP 20 00	25	3100	>80	4000	120° Diffuser	300x300x100
	FRC 060 060 038S 8040 10 99 OP 20 00	38	4700	>80	4000	120° Diffuser	600x600x100
	FRC 090 090 055S 8040 10 99 OP 20 00	55	6600	>80	4000	120° Diffuser	900x900x100