


Full Moon

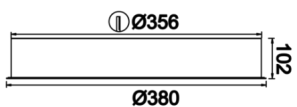
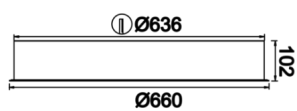


Recessed Recessed Luminary

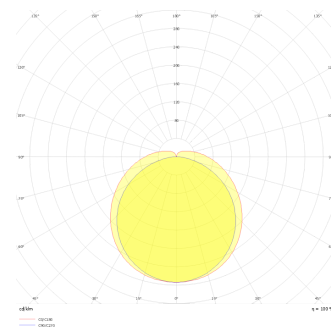


Luminaire Group	Recessed
Mounting Type	Recessed
Luminaire Color	RAL 9005 - RAL 9006 - RAL 9010
Housing	DKP Sheet
Optics	Opal Diffuser
Light Source	LED
Electrical Protection Class	CLASS II
IP	40
IK	02
Operating Temperature	-20°C / +40°C
Luminous Flux	3650 lm / 5730 lm / 6290 lm
Consumption Power	25 W / 35 W / 48 W
Luminaire Efficiency	146 lm/W
Color Rendering (CRI)	>80
Light Color Temperature (CCT)	2700K/3000K/4000K/6500K
Color Tolerance	< 3 SDCM
Driver Type	On/Off
Driver Brand	Tridonic
LED Brand	Samsung
Input Voltage / Frequency	220-240 V AC 50/60 Hz
Power Factor	>0.9
Surge	1kV
THD (AKIM)	>%20
LED life	>70.000 hours
Option	On-Off / Dali / 1-10V / With Emergency Kit

Technical Drawing



Photometric Curve


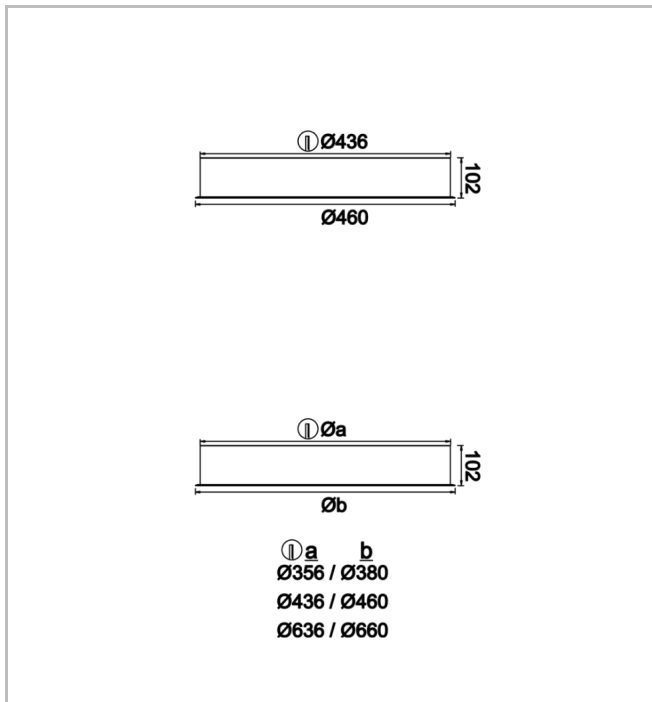


www.atellighting.com

Full Moon



Recessed Recessed Luminary



SKU	Product Code	Power (W)	Luminous Flux (LM)	CRI	CCT (K)	Optics	Dimensions (mm)
13000085□	FLM 038 010 025A 8040 10 99 OP 40 00	25	3650	>80	4000	120° Opal Diffuser	Ø380
13000109□	FLM 046 010 035A 8040 10 99 OP 40 00	35	5730	>80	4000	120° Opal Diffuser	Ø460
13000133□	FLM 066 010 048A 8040 10 99 OP 40 00	48	6290	>80	4000	120° Opal Diffuser	Ø660