

Whale

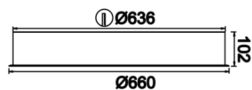
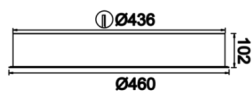


Recessed Recessed Luminary

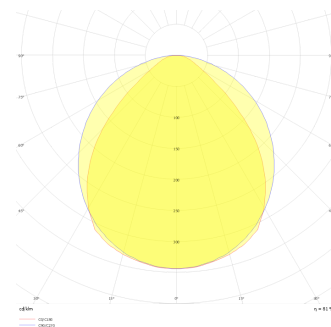


Luminaire Group	Recessed
Mounting Type	Recessed
Luminaire Color	RAL 9005 - RAL 9006 - RAL 9010
Housing	DKP Sheet
Optics	Opal Diffuser
Light Source	LED
Electrical Protection Class	CLASS II
IP	40
IK	02
Operating Temperature	-20°C / +40°C
Luminous Flux	3650 lm / 5730 lm / 6290 lm
Consumption Power	25 W / 35 W / 48 W
Luminaire Efficiency	125 lm/W
Color Rendering (CRI)	>80
Light Color Temperature (CCT)	2700K/3000K/4000K/6500K
Color Tolerance	< 3 SDCM
Driver Type	On/Off
Driver Brand	Tridonic
LED Brand	Samsung
Input Voltage / Frequency	220-240 V AC 50/60 Hz
Power Factor	>0.9
Surge	1kV
THD (AKIM)	>%20
LED life	>50.000 hours
Option	On-Off / Dali / 1-10V / With Emergency Kit

Technical Drawing



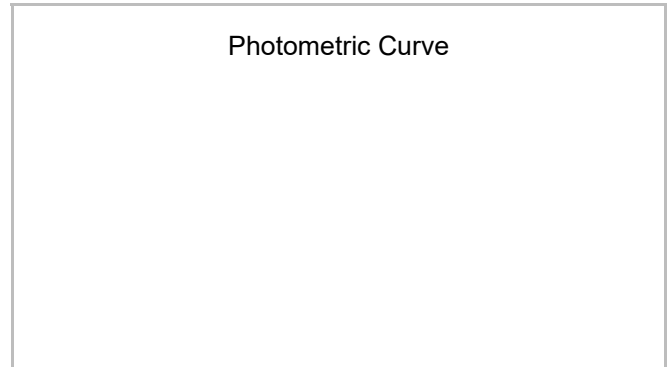
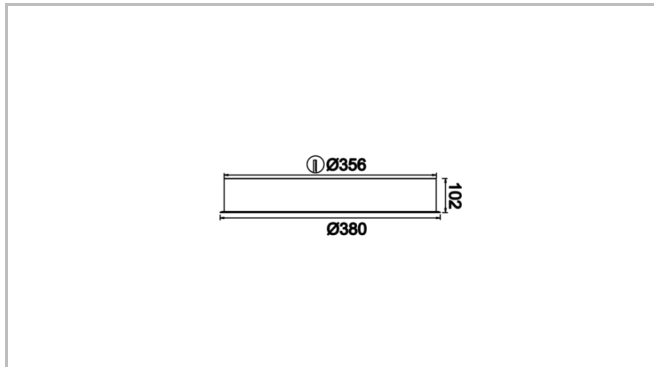
Photometric Curve



Whale



Recessed Recessed Luminary



SKU	Product Code	Power (W)	Luminous Flux (LM)	CRI	CCT (K)	Optics	Dimensions (mm)
	WHL 038 010 025A 8030 20 99 OP 20 00	25	3650	>80	4000	120° Opal Diffuser	Ø380x102
	WHL 046 010 035A 8030 20 99 OP 20 00	35	5730	>80	4000	120° Opal Diffuser	Ø460x102
	WHL 066 010 048A 8030 20 99 OP 20 00	48	6290	>80	4000	120° Opal Diffuser	Ø660x102