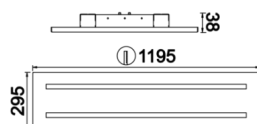
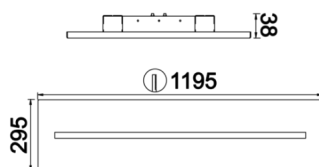


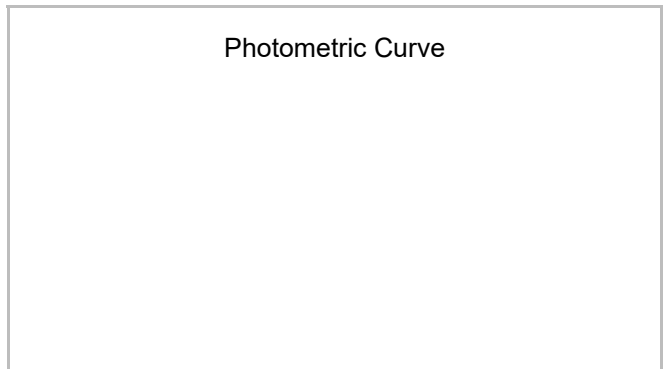
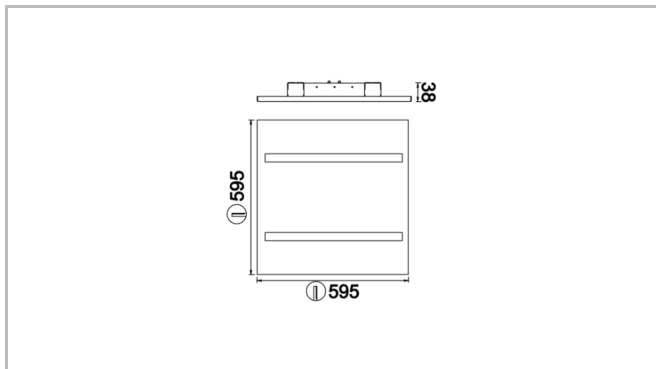
<b>Luminaire Group</b>	Recessed
<b>Mounting Type</b>	Recessed
<b>Luminaire Color</b>	RAL 9005 - RAL 9006 - RAL 9010
<b>Housing</b>	DKP Sheet
<b>Optics</b>	34°/48° Reflector
<b>Light Source</b>	LED
<b>Electrical Protection Class</b>	CLASS II
<b>IP</b>	20
<b>IK</b>	02
<b>Operating Temperature</b>	-20°C / +40°C
<b>Luminous Flux</b>	2250 lm
<b>Consumption Power</b>	30 W
<b>Luminaire Efficiency</b>	75 lm/W
<b>Color Rendering (CRI)</b>	>80
<b>Light Color Temperature (CCT)</b>	2700K/3000K/4000K/6500K
<b>Color Tolerance</b>	< 3 SDCM
<b>Driver Type</b>	On/Off
<b>Driver Brand</b>	Tridonic
<b>LED Brand</b>	Samsung
<b>Input Voltage / Frequency</b>	220-240 V AC 50/60 Hz
<b>Power Factor</b>	>0.9
<b>Surge</b>	1kV
<b>THD (AKIM)</b>	>%20
<b>LED life</b>	>70.000 hours
<b>Option</b>	On-Off / Dali / 1-10V / With Emergency Kit

Technical Drawing



Photometric Curve





SKU	Product Code	Power (W)	Luminous Flux (LM)	CRI	CCT (K)	Optics	Dimensions (mm)
	SOF 060 060 030A 8030 10 34 LN 10 00	30	2250	>80	4000	34° Reflector	595x595x38
	SOF 060 060 030A 8030 10 48 LN 20 00	30	2250	>80	4000	48° Reflector	595x595x38
	SOF 120 030 030A 8030 10 34 LN 20 00	30	2250	>80	4000	34° Reflector	295x1195x38
	SOF 120 030 030A 8030 10 48 LN 20 00	30	2250	>80	4000	48° Reflector	295x1195x38