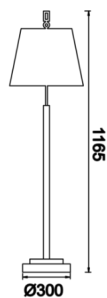
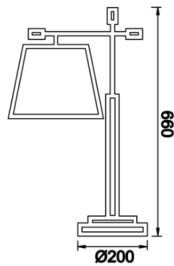


Surface Mounted Floor Lamp and Lampshade Luminary

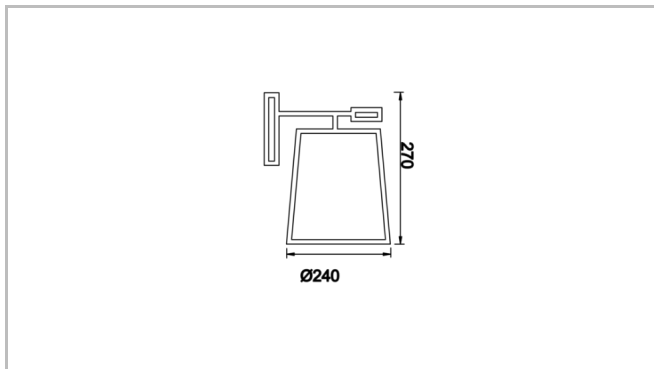


| | |
|--------------------------------------|--------------------------------|
| Luminaire Group | Floor Lamp and Lampshade |
| Mounting Type | Surface Mounted |
| Luminaire Color | RAL 9005 - RAL 9006 - RAL 9010 |
| Housing | DKP Sheet |
| Optics | Fabric Over PVC |
| Light Source | E27 |
| Electrical Protection Class | CLASS II |
| IP | 20 |
| IK | 02 |
| Operating Temperature | -20°C / +40°C |
| Luminous Flux | |
| Consumption Power | 20 W |
| Color Rendering (CRI) | >80 |
| Light Color Temperature (CCT) | 2700K |
| Color Tolerance | < 3 SDCM |
| Driver Type | On/Off |
| Input Voltage / Frequency | 220-240 V AC 50/60 Hz |
| Power Factor | >0.9 |
| Surge | 1kV |
| THD (AKIM) | >%20 |
| Option | On-Off |

Technical Drawing



Surface Mounted Floor Lamp and Lampshade Luminary



| SKU | Product Code | Power (W) | Luminous Flux (LM) | CRI | CCT (K) | Optics | Dimensions (mm) |
|-----|--------------------------------------|-----------|--------------------|-----|---------|----------|-----------------|
| | ROB 024 027 020D 8027 10 99 PC 20 00 | 20 | | >80 | 4000 | 360° E27 | Ø240x270 |
| | ROB 024 116 020L 8027 10 99 PC 20 00 | 20 | | >80 | 4000 | 360° E27 | Ø240x1165 |
| | ROB 024 066 020M 8027 10 99 PC 20 00 | 20 | | >80 | 4000 | 360° E27 | Ø240x660 |