

Glow 2X2

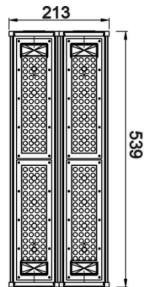


Industrial Luminary

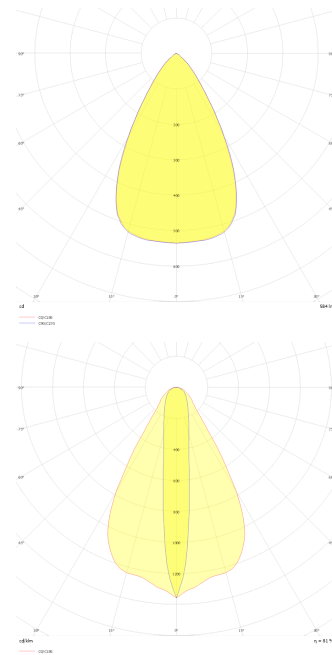


Luminaire Group	Industrial
Luminary Color	RAL 9005
Housing	Electrostatic Powder Coated Aluminum Extrusion Body
Optics	60° / 90° / 30x70° Lens
Light Source	LED
Electrical Protection Class	CLASS II
IP	66
IK	09
Operating Temperature	-20°C / +40°C
Luminous Flux	29751 lm
Consumption Power	194 W
Luminaire Efficiency	153,36 lm/W
Color Rendering (CRI)	>80
Light Color Temperature (CCT)	2700K / 3000K / 4000K / 6500K
Color Tolerance	< 3 SDCM
Driver Type	On/Off
Driver Brand	Tridonic
LED Brand	Samsung
Input Voltage / Frequency	220-240 V AC 50/60 Hz
Power Factor	>0.9
Surge	1kV
THD (AKIM)	>%20
LED life	100.000 hours
Option	Dali / 1-10V / With Emergency Kit / Industrial / Tempered Glass

Technical Drawing



Photometric Curve

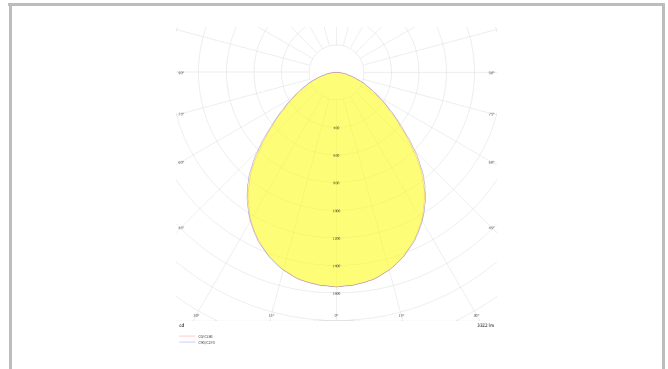


www.atellighting.com

Glow 2X2



Industrial Luminary



SKU	Product Code	Power (W)	Luminous Flux (LM)	CRI	CCT (K)	Optics	Dimensions (mm)
	GLW 020 054 194S 8040 10 02 LN 66 00	194	29751	>80	4000	30°x70° Lens	539x213x81
	GLW 020 054 194S 8040 10 90 LN 66 00	194	29751	>80	4000	90° Lens	539x213x81
	GLW 020 054 194S 8040 10 60 LN 66 00	194	29751	>80	4000	60° Lens	539x213x81