

# Glow X3

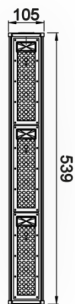


Industrial Luminary

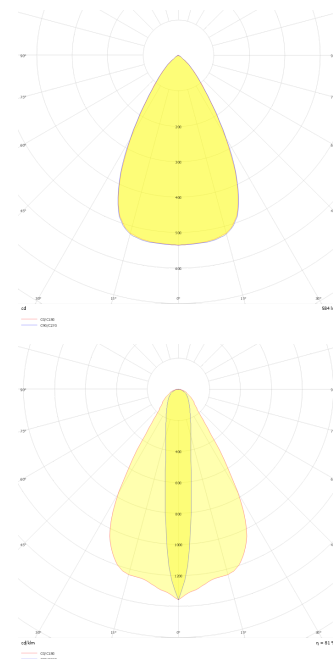


<b>Luminaire Group</b>	Industrial
<b>Luminary Color</b>	RAL 9005
<b>Housing</b>	Electrostatic Powder Coated Aluminum Extrusion Body
<b>Optics</b>	60° / 90° / 30x70° Lens
<b>Light Source</b>	LED
<b>Electrical Protection Class</b>	CLASS II
<b>IP</b>	66
<b>IK</b>	09
<b>Operating Temperature</b>	-20°C / +40°C
<b>Luminous Flux</b>	22237 lm
<b>Consumption Power</b>	145 W
<b>Luminaire Efficiency</b>	153,36 lm/W
<b>Color Rendering (CRI)</b>	>80
<b>Light Color Temperature (CCT)</b>	2700K / 3000K / 4000K / 6500K
<b>Color Tolerance</b>	< 3 SDCM
<b>Driver Type</b>	On/Off
<b>Driver Brand</b>	Tridonic
<b>LED Brand</b>	Samsung
<b>Input Voltage / Frequency</b>	220-240 V AC 50/60 Hz
<b>Power Factor</b>	>0.9
<b>Surge</b>	1kV
<b>THD (AKIM)</b>	>%20
<b>LED life</b>	>100.000 hours
<b>Option</b>	Dali / 1-10V / With Emergency Kit / Industrial / Tempered Glass

Technical Drawing



Photometric Curve

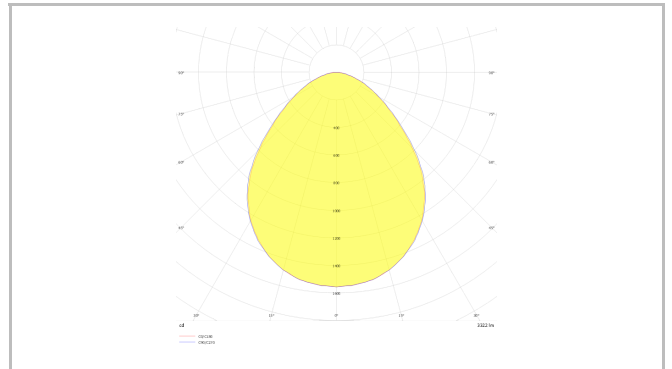


[www.atellighting.com](http://www.atellighting.com)

# Glow X3



Industrial Luminary



SKU	Product Code	Power (W)	Luminous Flux (LM)	CRI	CCT (K)	Optics	Dimensions (mm)
	GLW 010 078 145S 8040 10 02 LN 66 00	145	22237	>80	4000	30°x70° Lens	539x105x81
	GLW 010 078 145S 8040 10 90 LN 66 00	145	22237	>80	4000	90° Lens	539x105x81
	GLW 010 078 145S 8040 10 60 LN 66 00	145	22237	>80	4000	60° Lens	539x105x81